



NEROLAC BEAUTY GOLD CLASSIC

NEROLAC

Colours that Care



PRODUCT DESCRIPTION

KNP Nerolac Beauty Gold Classic is a specially formulated emulsion paint based on copolymer resin, high opacity, micronized pigments which makes it durable and gives a beautiful finish.

PERFORMANCE FEATURES & BENEFITS

	Economical and Durable		Smooth Matt Finish
	Max Coverage		Quick Drying
	Anti-Bacterial		Fungal Resistance
	Good Washability		Crack Protection
	Excellent Application Properties		

SURFACE PREPARATION

1. Ensure the surface is clean, dry, free from all defective or poorly adhering material, dirt, grease, wax etc. Remove all loose or poorly adhering materials by rubbing down, using suitable abrasive paper and thereafter wipe off.
2. Treat fungus affected areas using Nerolac Fungicidal Solution. Allow it to react for 6-8 h.
3. Apply a coat of suitable Primer** followed by Nerolac Wall Putty ## to level the dents and make the surface uniform. Sand the surface with emery paper 180 and wipe clean.
4. Apply again a coat of suitable primer**, Sand the surface with emery paper 320 and wipe clean.
5. Then apply two to three coats of Nerolac Beauty Gold Classic.

RECOMMENDED USAGE

It is recommended for interior application on a wide variety of new or previously painted surfaces such as plaster, brickwork, cement rendering, concrete, hardboard, building boards, etc. It can be applied on ceiling and wall surfaces where a matt finish, free-from-irritating-glare due to light reflection is desired.

RECOMMENDED SYSTEM FOR APPLICATION - For New Masonry Surfaces

1. Primer**(1 coat), Dry # in 4-6 h.
2. Putty ##, Dry in 6-8 h.
3. Primer**(1 coat), Dry# in 4-6 h.
4. Finish KNP Nerolac Beauty Gold Classic (2-3 coats), Dry min. 4-6 h in between coats.

Sand the surface with Emery paper and wipe clean before application of subsequent coat.

**Nerolac Premium or Popular Primer (Water thinnable / Solvent thinnable).

##Nerolac Wall putty or Nerolac Cement putty.

*Minimum 8 h for solvent Thinnable primer & minimum 4-6 h for water Thinnable Primer.

For Repainting on Smooth Lime/Distemper/Emulsion/Enamel Masonry Surfaces skip steps 1 & 2 and start with step 3.

PRECAUTIONS

1. Refer MSDS for "KNP Nerolac Beauty Gold Classic" for safety measures & precautions.
2. Store in well ambient conditions, ventilated locations & away from sources of ignition and fire.
3. Keep away from children.
4. In case of eye / skin contact, wash with plenty of water.
5. Inhalation / Injection is dangerous. In either case, move to fresh air & consult a medical practitioner.
6. Do not apply when ambient temperature might drop to a level below 10°C within 4 h of application.
7. New plaster should be allowed to cure for minimum 12 weeks.
8. Avoid extra thinning for better results.
9. Can be tinted with Nerolac Hi-Power Universal Stainer before thinning. Do not add more than 5% of Nerolac Hi-Power Universal Stainer. Stir the tinted paint well, after tinting & before application.
10. The container must be tightly closed when not in use. Stir well and strain before use.
11. Use safety equipment like rubber or polythene gloves, safety goggles / glasses & face mask.





TECHNICAL DATA



**Actual coverage may vary depending on method, Condition of Application, Type of Tools, Surface Porosity & Shade. Use of felt Roller may reduce coverage up to 50%.

POST APPLICATION INSTRUCTIONS

Surfaces painted with Nerolac Beauty Gold Classic are washable by sponging with mild soap and water after a minimum of 2 weeks drying to remove ordinary stains and everyday dirt.

 SAFETY FEATURES Non-Flammable	 PACK SIZE 1 L, 4 L, 10 L & 20 L.
 SHADE RANGE As per Nerolac Colour Scapes Fandeck & Shade Card	 SHELF LIFE 2 years from the date of manufacturing, when stored in the original tightly closed containers, away from direct sunlight and excessive heat

DISCLAIMER

The product information and application details given by the company has been provided in good faith and is meant to serve only as a general guideline during usage. The performance claims made are based on the tests carried out under controlled conditions and our past experience with the type of products. Therefore actual performance will depend on local factors prevailing at that point of time. Users are advised to carry-out sample tests by taking trials to ensure the suitability of products for their requirement prior to full-scale usage of our products.

The company is not liable for factors beyond its control such as application during adverse climatic conditions, use of improper application tools/techniques and surface preparation, any structural defects or the inferior quality of materials other than paints. The warranty/guarantee clauses shall accordingly be amended.